

NEWSLETTER

Volume 1, Issue 9


September 14, 2009

HOUSTON AREA WOODCARVERS



September 19, 2009 Class: Carving Canes with Don Hartt

Don Hartt will teach carving fancy canes this month. His class is popular at the Texas Woodcarver's Guild meetings, and we are very fortunate to have Don teach this special class for us. See www.donhartt.com/ for samples of his patterns. Cost is \$75 for a cane with the pattern on it.



Turn In Nativity Figures

If you have a nativity figure, please bring it to the meeting. Whether it is finished or not, return it and get your \$10 back.

First Chance to Buy Ornaments

Club membership has its privileges. Charity ornaments will go on sale at this month's meeting. Members get the first pick. Ornaments cost only \$10. All money goes to charity. If you have ornaments to donate, please bring them to this meeting.



October 2, 2009 at Trader's Village : (must pre-register)

**Shallow Relief with Wanda Reichert,
Flat Plane Carving with Danny Reb, or
Carving Facial Expressions with Pat Moore**

See Carolyn or Preston Smith for registration information.

Registration forms will be available at the September meeting.

Welcome Visitors and Members

Welcome to visitors Marge Frugé and Dave Kissinger, and to new member Bob Schearer. We are also glad to see returning member Tom Miessler.

Thank You Ann Wallace

Everyone enjoyed the duck carving class with Ann Wallace. Ann spent time with each of us and she gave us great tips for duck carving. There were numerous diagrams and go-bys available to use for carving the different species of ducks. Thanks for a wonderful class Ann.



2009 Carving Events

Oct. 2-3	Houston Area Woodcarvers Club Show	Traders Village, Houston
Oct. 11-16	Texas Woodcarvers Guild Fall Extravaganza	Inn of the Hills, Kerrville
Oct. 17-18	Texas State Championship Show & Sale	YO Resort, Kerrville

President's Notes: October is Show Month



In October we will not have a meeting. Instead, we will have our show on October 3, from 9am to 5pm at Trader's Village. I will have projects available to work on, or bring your own project. Sit and carve with the club on October 3rd, because you won't be able to on the 3rd Saturday of October. There will be a whittling contest. There will be door prizes. The fundamental purpose of the show is to promote woodcarving. You do not have to compete. You do not have to sell. But if you have a table, then you will have a place to sit. For only \$12.50 you can share a table, sit, carve and visit for the day. I encourage everyone to participate. Show your works in progress. Show your unfinished projects. Show your first carvings. This is our chance to show the public what our club is about. A table with a single unfinished project is infinitely better than no table. To date we have only 13 tables registered.

Minutes: August 15, 2009 Meeting

Welcome to visitors Marge Frugé and Dave Kissinger. Also welcome to new member Bob Schearer. We are also glad to see returning member Tom Miessler. Ronnie Marsh passed away on Saturday, August 8, 2009. Pete has Wanda's address if you want to send a card.

Pete has a sign up sheet available for classes and tables for the October 2-3, 2009 Houston show. The Friday classes will be taught by Pat Moore, Wanda Reichert and Danny Reb. Class will be the entire day and we will eat lunch there. Sign up today. You pay when you get your class assignment. For the show on Saturday, you can do a table by yourself, or if you need to share with someone else, see Pete for his matching service. We want as many people as possible to participate. You can sell woodworking and other crafts besides carvings. The nativity carvings and Christmas ornaments proceeds will go to our club charities, Texas Children's Hospital and Veteran's Administration Hospital in Houston. Pat Felder is getting in touch with St. Frances de Sales church to arrange for sale of ornaments there. We will also sell at our show in Houston and at the Texas Woodcarver's Guild Show in Kerrville. We sold over 90 ornaments last year. Vote on today's ornament contest by 1 PM, both open and novice categories.

Minutes, continued

Don Hartt is coming next month. His class will be free and he will only charge \$75 for the cane with the pattern. Let us know if you want a particular pattern.

Lorraine Lewis reviewed the finance report.

There were two door prizes this month. Buddy Ives won a magnetic tool holder and brush. Bob Schearer won painting pyramids.

The Christmas Ornament Contest winners were by popular vote. First place in novice category was Brenda Lowman for her Christmas tree, with second place to Dianah Miller for her Christmas Dog. First place in open category was Helen Havemann for her Spiral Santa, with second place to Carolyn Smith for her Chip Carved Ornament.

Christmas Ornament Contest Winners



First Place, Novice



Second Place, Novice



First Place, Open



Second Place, Open

Free Carving Lessons

The Houston Area Woodcarvers Club has been invited to try www.carvinonline.com for free. Carvinonline.com is a website that delivers online carving lessons by professional carvers and teachers.

CarvinOnline.com 1-800-752-9781
Give us a call to set up your membership or [Sign Up Now](#) up on line.

Learn to Carve with On Line Video Carving Lessons
Learning to Carve can be easier than you think...with a few tools and an investment of time you can learn to carve anything you want. Did you ever want to learn to carve but didn't know how to get started? Well now, with the advent of the Internet, you can learn to carve by viewing videos over the Internet.

Welcome to CarvinOnline.com

Thanks for becoming a member. We hope you will learn a lot by viewing these videos.

Pick an instructor and start your lessons!

When you have completed a lesson, click "What is carvinonline.com" to select another lesson or click close (X in upper right corner) to leave site.

Our Instructors

- Gerald Sears**
Caricature Carver
[View Autobiography](#)
LESSONS FROM GERALD SEARS
- Dave Stetson**
Caricature Carver
[View Autobiography](#)
LESSONS FROM DAVE STETSON
- Dallas Deege**
Caricature Carver
[View Autobiography](#)
LESSONS FROM DALLAS DEEGE
- John Engler**
Relief Carver
[View Autobiography](#)
LESSONS FROM JOHN ENGLER
- Patty Rucker**
Painter
[View Autobiography](#)
LESSONS FROM PATTY RUCKER
- Michele Stetson**
Santa Carver
[View Autobiography](#)
LESSONS FROM MICHELE STETSON
- Carolyn Halbrook**
Chip Carving
[View Autobiography](#)
LESSONS FROM CAROLYN HALBROOK

What is CarvinOnline.Com
CarvinOnline.Com is a video web site that can teach you the skill and show you the techniques of some of the top carvers in the country today. We are dedicated to teaching you everything you need to know to learn and master the art of woodcarving.

Lessons Available
We provide lessons from some of the top carving instructors in the country today. We offer many different style of carving...caricature carving, relief carving, chip carving, realistic human and animals, birds and water fowl. We provide lessons on the painting process as well.

Who are the Instructors
Our instructors are some of the top instructors in the USA today. Many have over 30 years of teaching skills and understand how to teach students how to carve. Each instructor has their own methods of teaching and can show you how they carve in their unique style.

What are the Costs?
The cost is only \$19.95 per month, \$49.95 for 3 months or you can get 12 months for \$139.95. This gives you unlimited access to all the lessons we offer. If you are not satisfied we have a 100% money back guarantee...just let us know within 7 days of sign up.

What can I Learn
With the internet the learning curve is much shorter. What it took many of these instructors years to learn, you can now learn in a relatively short period of time. Whether you are a beginner or an advanced carver, you can now learn the skills and techniques of these nationally known carvers that it took them years to develop. Watch the videos over and over until you can duplicate what they do.

Gift Cards
Buy your carver in the family a gift Card...or add it to your Christmas List
Monthly Memberships...\$19.95 per month
Quarterly Memberships...\$49.95 per quarter
Annual Memberships...\$139.95 per year


Latest Lessons Videos

- Carving a Relaxed Hand with Dallas Deege**
Dallas takes you through the steps of layout, position and step by step carving. [Blog](#)
- Learn to Carve an Ear on a stick with Dallas Deege**
Carve an ear on 3/4" stok Before you try it on that \$25 roughout...we recommend you practice on a 3/4" stok and carve an ear on the side...then try it on your roughout [Blog](#)
- Gerald Sears carving in Creede Co at the 2009 Semiar**
This is a special treat for our members to get to watch Gerald carve in one of his classes working on an Ear and an Eye [Blog](#)

Try it for free. Login with username "guest" and password "donna". Please try it, and give all feedback to Dallas Deege (ddeege@sbcglobal.net).

Show and Tell

Pat Felder brought his Santa Dog from Glen Miller's ornament class last month. It is painted with acrylic paint and has a Deft coating.



Bob Schearer did a Santa caricature. It is made for adding a cellophane wrapped candy cane held with wax, then hanging it on a tree.




Terry Kirschke painted her clock from last month.





Leroy Miller did this Santa. His balsa wood pilgrim required a sharp blade to carve. A friend of his painted both of them. Very good.



Berny Alvarez chain carved two big bears. They were too heavy to bring, so he brought his scroll work. He missed one little hole. No one could see it.

Bob Clum brought his guitar player "I'm Country" from Herb Teesdale's roughout. It had 4 strings; Bob did not know a guitar has 6. Fred told him "don't fret about the frets."





JoAn Brueggeman brought in her Viking bust (in progress) that she found while cleaning up her carving room. It is from her class at the Larry Rogers school in Tennessee; he is a protégé of John Burke. The butter-nut was freshly cut when she started it. They used big tools and a mallet. The green wood was easier to carve.



Shelley Key showed her relief carving of a red tail hawk. She carved it in Don Gifford's class in Kerrville, then painted it in Sandy Gross' painting class this June. She completed the painting and finishing at home.



Mike Moeskau had two canes he carved a year ago but painted recently. He tried wood dowels to attach cane tops, but found they snap.



Now he uses 1/4" all thread rod with grooves, drills into the cane about 2-3 inches, and glues it in with epoxy. All other pieces above were previously carved and recently painted. The Viking has a deer antler on the left side and an alligator tooth on the right.

To find out more about our club, see us at houstonareawoodcarvers.com

Club Officers

President	Pete Reitinger	281-395-5735
Vice-President	Glenn Miller	281-481-6344
Treasurer	Lorraine Lewis	713-303-3076
Secretary	Vacant	n/a
Editor	Helen Havemann	713-666-7093
Show Chairs	Carolyn Smith & Preston Smith	281-392-0713
Web Master	Jim Edwards	Call President
Photographer	Jeff Teter	281-528-7240
Librarian	Lin Swalley	713-721-4514
Refreshments	Shelley Key	713-666-7093

Thanks to Jeff Teter and John Curcio for the photos this month.

You may submit original photos or articles to the editor for possible use in the newsletter. Call the editor for the email address. Deadline is the 1st of the month.

The Houston Area Woodcarvers meet 9am-2pm on the 3rd Saturday of the month at the Bayland Park Community Center, 6400 Bissonnet St., Houston, TX.

There is no meeting in October, 2009 due to our Trader's Village Oct. 3rd Show/Sale.

HOUSTON AREA WOODCARVERS

Meeting Location:
Bayland Park Community Center
6400 Bissonnet St.
Houston, TX 77074-7520

