



## NEWSLETTER

**Houston Area Woodcarvers**

Volume 1, Issue 12  
December 14, 2009

### Christmas Pot Luck December 19th



December 19, 2009 will be our annual Christmas Party. We will not have a class, but instead will have a potluck meal. The club will provide a platter of small sandwiches, tea, coffee, and soft drinks, as well as plates, napkins and utensils. Bring a food item of your choice for the potluck.



### Carving Exchange at Christmas Party



A special event this year will be our carving exchange. Bring your wrapped carving if you wish to participate. We hope everyone will bring a carving they have done. No matter your level—beginner, intermediate or expert—the only requirement is that you have done the carving on your own or with assistance. Please sign and date the carving before you wrap it. You must bring one to get one. There will be no “stealing” like we did last year with the gifts.



**Friendship Stick Project:** The deadline will be April, 2010 to turn in your blocks for the Friendship Stick. We are asking everyone to carve, burn and/or paint at least two blocks each. You may carve more if you wish. The blanks are available from Ronnie Boston at the beginner’s table.



### January Meeting on 4th Saturday

The January meeting will be on January 23, 2010. Because the Bayland Center will not be available on the 3rd Saturday, we have changed the meeting date to the 4th Saturday. Please mark your calendars so you don’t miss this meeting. We will conduct elections at the meeting, and would like to have a good attendance.





## Welcome Visitors and New Members

Welcome to visitors Joe Hogan, Errol Frazier, Matt Adams and Jeff Parker. We are glad to see returning visitors Walt and Judy Guy and recent new member Marge Frugé. It is great to see members Jim and Claudia Edwards, who recently moved to Arizona. Jim is our webmaster and does a great job. He is here in Houston right now receiving radiation treatments; he has 13 more to go. We all join in wishing Jim and Claudia well and Jim a speedy recovery. We are glad to hear that Ken Robbins' wife Connie has recently been released from the hospital. We wish her a speedy recovery also.

## Thanks



Thank you Dallas Deege for the class on ears eyes and hands. Everyone had a good time and learned a lot. We are especially happy to hear that Dallas's grandson Blake has completed his 48 week treatment and is now cancer free.

A special thanks goes to Carolyn and Preston Smith for organizing and running our annual show this October. Also thanks for the volunteers who helped them out.

Thanks to Ronnie Boston for his continuous service to our club. He is there every month at the beginner's table helping others with their carving. He also brings his sharpener. Thanks for donations to our beginner's table from Tip Allen and Lorraine Lewis. Thanks to Mike Moeskau for donating several knives that he made. We also want to thank Bob Clum for donating our door prize item for today. Thanks for all of the other donations also.



## President's Notes

I hope to see everyone at our Christmas party this month, but if you can't make it have a Merry Christmas and a Happy New Year. If you are coming to the party, I encourage you to bring a carving for the gift exchange. It does not have to be a new carving, just something you made: a class project, an experiment, an old carving stuck in a box on a shelf. These make nice keepsakes for other members. Make sure that your carving is signed and dated, then come and join the fun.



## *October Show a Success*



Carolyn Smith thanked everyone for supporting our show in October, 2009 at Trader's Village. The weather was good, we had 3 classes, 3 vendors and a great show on Saturday. There were 25-26 students in the classes. 20 members and non-members had display tables. 53 pieces were entered into the competition. Wanda Reichert and Danny "Reb" Reichert were the judges and used a 7 point criteria for judging. We had 5 sponsors: Fan Carver's World (who donated a fan carving that Fred Childers won) was one. The two raffles raised \$200 to be used for show expenses. Carolyn handed out the corrected plaques at the November meeting.

Thanks to Ronnie Boston for running the whittling contest. The winners of the competition and the carving contest are posted in the November, 2009 Newsletter. We did have problems with the P.A. system provided by Trader's Village; the prior users blew out the speakers. Start planning now for your entry in the 2010 show. It will be held at Trader's Village on October 1st and 2nd, 2010. Ronnie Boston has volunteered to run the whittling contest again next year. Our goal next year is to have 35 display tables. The Reicherts will be our judges again next year. Thanks again to Carolyn and Preston Smith for organizing and running the show. Thanks to Shelley Key and Helen Havemann for arranging for the box lunches, and to many others who helped make the show a success.

## *Minutes, November 21, 2009*

Pete Reitinger welcomed the visitors and members and thanked various others (see Welcome and Thanks sections). He reminded us that we will meet on the 4th Saturday in January, 2010. Carolyn Smith reviewed the October Show at Trader's Village (see above). See the November Newsletter for the winners of the competition and the whittling contest. Lorraine Lewis reviewed the finances. Helen Havemann has added CDs to our library that contain the photographs from Houston Area Woodcarvers (HAWC) meetings and the show, and from the Spring and Fall Texas Woodcarver's Guild meetings. Several of these photos were used in Newsletters over the past year, however, there are numerous good photos on the CDs that were not published. Please feel free to check them out; you may find photos you want to print. Pete had maps to the Craft Show at St. Francis de Sales church. Thanks to Pat Felder for running our table at this sale. We hope to sell our ornaments there to raise money for our club charities. Pete also has information on the Aransas Pass Woodcarving Show. The inaugural show is February 5-7, 2010 in Aransas Pass, Texas. They have classes the week following the show. Dallas Deege, Don & Lena Gifford, and Wanda and Danny Reichert are among those scheduled to teach. Tom Warren won the door prize today: paint pyramids and a wire brush.



# Show and Tell

Glen Miller had three items. His duck decoys are the same ducks he started earlier. They are Mallard and Northern Pintail pairs. He had 4 more he gave away. He carved Gerald Sear's Old Doc in the Spring at Kerrville, and Dianah painted his carving at Pat Moore's Fall class in Kerrville. The Nativity set was one of the 6 sets with Mary, Joseph and baby Jesus that they made for Christmas gifts.



Lorraine Lewis enjoyed her classes in Kerrville this Fall and had 3 completed projects. The wood burned bird scene was done in Patty Rucker's class. The Largemouth Bass pin was completed in Wanda Reichert's class.



Dub Johnson showed his wood duck. His oncologist has duck paintings in his office. Since the doctor took such good care of him, his wife wanted him to make the doctor a duck. He offered a Green-winged Teal, but the doctor wanted a Wood Duck. He copied the pattern from a Dennis Schroeder book and painted it with acrylic paint.





Butch Wilken made his Owl in Tree wall hanging as a special project in a Floyd Schultz class. Mr. Schultz is a good carver and a better painter. He has classes at the Bennington Center for the Arts in Vermont. It was 10 days work. The log is made of tupelo burned with a butane torch (this brings out the cracks), followed by 2 coats of gesso and lacquer. You keep putting on layers of lacquer until it stops coming off the charred wood. The owl's eyes are glass, made special for Mr. Schultz's class. They are black with a faint blue tint.



Helen Havemann had three completed projects at TWG in Kerrville. She gave one to Shelley's sister (a fish letter opener). The relief carving of a snow scene was from Wanda Reichert's shallow relief class. The shelf mouse was from Donna Menke's class. Wanda and Donna are excellent teachers.



Shelley Key showed her relief carving from Don Gifford's 3 day class in Kerrville. She completed the painting at home using acrylics. She finished it with water-based lacquer.






Ann Wallace showed her small bass-wood ducks to give us an idea of what you can do with them. Her half-size ducks are Bufflehead and Green-winged Teal.



Robert Pierce showed his Memorial Plaque, Unit's Gunship of the group he flew with. He also showed his Memorial for a Fallen Soldier, which portrays the gun, boots and hat of the fallen soldier.




Mike Moeskau had his completed canes; he showed us the tops earlier. He also had his completed card holder. He showed his egghead pirate and his Santa ornament also.






Ronnie Boston showed two carvings he painted in Pat Moore's 3 day painting class at Dallas Deege's this October. The Mountain Man was carved from a rough out he got from Dave Stetson in April at Kerrville. The donkey was carved about 2 years ago and was painted at the class. The pattern for the donkey is in Gary Batte's book, "Carving Crazy Critters," which is now out of publication. He also showed what we have so far on our friendship stick. Mike Moeskau carved the bottom one and the Santa Claus with before/after Christmas on it. Ronnie did the other two: the little man and the snowman.



Bob Clum showed his buffalo relief carving. It is from the Lora Irish book, "Wildlife Carving in Relief." He didn't stain the buffalo, put stain all around it, and acrylic on the border.



James Goertz showed his turned bowls. He used Mylands Friction Polish and butternut, pecan and walnut woods. The stars came out nice also.






Matt Adams (visitor) is a woodworker. He showed his wooden spoons. He carved them out with a band saw, used a spoke-shave to shape them and a spoon gouge to carve the bowls.



Elmo McCoy showed his Mermaid from mesquite wood. Mesquite is a challenge to carve. It was found wood about 3 foot by 10 inches in diameter. About 5 years later he carved it. It was so hard he tried the skil-saw, bow saw, and a hatchet on it. The lancet (a mini chain saw) wouldn't touch it. Half of the wood fell off when he was almost done, so he glued it back. He thinks mesquite has a beautiful grain. It's called the "Texas mahogany."




Fred Childers won the fan bird at our show and decided to do one himself. He did woodburning on his. He used white cedar soaked in water to do the fan bird. Can you tell which one is his?







Joe Hogan is a sculptor who designed a stand that woodcarvers might be able to use. He works with oil or water-based clay. His sculptor's stand allows you to easily work at the bottom of your piece. You can set the stand at any point on an imaginary globe around the piece. It is made of 1/4 inch stainless steel and can hold 150 pounds. He charges \$275 plus tax for it.



## Club Officers

President	Pete Reitinger	281-395-5735
Vice-President	Glenn Miller	281-481-6344
Treasurer	Lorraine Lewis	713-303-3076
Secretary	<b>Vacant</b>	n/a
Editor	Helen Havemann	713-666-7093
Show Chairs	Carolyn Smith & Preston Smith	281-392-0713
Web Master	Jim Edwards	Call President
Photographer	Jeff Teter	281-528-7240
Librarian	Lin Swalley	713-721-4514
Refreshments	Shelley Key	713-666-7093

Thanks to Jeff Teter for taking photos at the November meeting. Great job as usual!

You may submit original photos or articles to the editor for possible use in the newsletter. Call the editor for the e-mail address. The deadline is the 1st of the month.

The Houston Area Woodcarvers (HAWC) meet 9am-2pm on the 3rd Saturday of the month at the Bayland Park Community Center, 6400 Bissonnet St., Houston, TX. See us on the web at [houstonareawoodcarvers.com](http://houstonareawoodcarvers.com).

