

July 16, 2012


▶ Volume 4, Issue 7



Newsletter

Painting with A. J. Schexnayder

For those club members who have signed up for the two painting classes, we will begin this Saturday, July 21, 2012. We meet in the back room next to our usual room. Please bring table covers (or newspaper) to protect the tables, a container for water, and some paper towels. Brushes, paints and paper will be supplied. The first class will be watercolor and gouache. You may purchase birch plywood (8 x 10") to paint on wood, or you may bring your own wood. The classes are \$130. Your deposit was \$20, so \$110 will be due at the beginning of class.



Woodburning with Carolyn Smith



On Saturday July 21, 2012 Carolyn Smith will teach woodburning. If you want to learn basic skills or just do some creative woodburning, this class is highly recommended. Please bring your woodburner if you have one. Carolyn has one that you can borrow if not. See Carolyn for cost of the class & materials.

Club Shirts

You may order your club shirts now at an estimated cost of \$22.50 each. Please choose your shirt color: red, burnt orange, natural, yellow, Hunter green, light blue, navy, purple, bur-

gundy, black, or royal blue. There will be a sign-up sheet at the meeting Saturday. Please pay the treasurer now. This will be the only order this year. The royal blue shirt is pictured (right).



PRESIDENT'S MESSAGE



It was good to see everyone at the last meeting. We had a very nice turn out for the meeting, with visitors Hy Applebaum, Lisa Stephens, and Greg & Ashley Hall. Thanks for stopping by and please feel free to come back any time.

Thanks to Fred Chil-

ders for the class on Fan Birds; hope everyone had a great time.

Speaking of classes, the painting class planned for the July & August meetings has made and will be held. There may still be one or two openings for latecomers, but there will be a maximum of 12 for the class.

The new club sign is being put together now. We still have 1 letter that has not yet been returned. The letters are being attached to the sign, and with a little luck the sign will be at the club

meeting in August.

The June meeting was very uneventful and quiet. The silent auction went well. We have a shirt sign up sheet, so if you would like a new club shirt please sign up.

By the time you read this we will be about 2 months from our show. The details are being worked on. We will have a lot more at the meeting, so please be there and have questions ready.

See everyone next meeting,
Ronnie

Show and Tell



Berny Alvarez showed his fan carvings: 4 different war bonnets on Indians and 3 birds. The largest he has done is a turkey, shown in the photo he is holding.



Kenan Schultz designed and made this box. It is maple, black walnut and curly jatoba with a carved tagua nut handle. Wow!




Lorraine Lewis carved this shallow relief in a Wanda Reichert class at New Braunfels.




Leroy Miller showed the beginning of a banjo he will make. He used a pattern for a violin neck. Leroy used driftwood to display the angel from Joe Perkin's class and then he added the bird for balance.





Fred Carter carved the cane in Don Hart's class. He is holding a photo of a fish he carved in Wanda Reichert's class. His carving (see right) won the intermediate 1st place in the whittling contest.



Charles Glass brought one door from a pair that his wife's grandfather chip carved in 1910 in Scotland. They were on a cabinet used to store sheep medicine.




Shelley Key carved this wolf in Leah Goddard's class in New Braunfels. The texturing, burning and painting took longer than the carving. It took about 30 hours.






Errol Frazier carved these caricatures of the Little Rock Outlaw with his gun and the Ranger that will finally catch up with him in Texas.



Buddy Ives carved the Cinnamon Teal (left) decoy style in basswood. The Lesser Scaup “bluebill” (right) he made undersize. He used it to practice his texturing and painting. Both birds were painted with acrylics.



JoAn Brueggeman showed us the result of her expert repair job for the ears on these shelf sitters. They came from the 10000 villages shop in the {Rice) Village.





See us on the Web:
houstonareawoodcarvers.com

Our Woodcarving Library:

Did you know we have an excellent library collection of woodcarving books? Thanks to Lin Swalley the catalog is now available at <http://www.librarything.com/catalog/HAWC> or you can go to our club website and click on the HAWC catalog button under library.

The Houston Area Woodcarvers meet from 9am-2pm on the 3rd Saturday of the month at the Bayland Park Community Center, 6400 Bissonnet St., Houston, TX 77074.