

Houston Area Woodcarvers

VOLUME 3, ISSUE 9

SEPTEMBER 14, 2011

Newsletter

40th Annual HAWC Fall Show, Saturday, September 24th

This month is the 40th Fall Show and Competition! We will be in Resurrection Metropolitan Community Church's air-conditioned activities building — it has LOTS of room and good lighting. Your display table will automatically be entered into the Best Display Table contest, to be chosen by a vote of people coming to the show. You don't have to have a lot of carvings — unfinished projects are great conversation starters and help people understand how to carve.

The Whittling Contest will be Saturday afternoon, 1:00 pm – 2:00 pm. Leroy and Pete will have something fun for the contest. We will also have a raffle and door prizes Saturday. Vendors Dallas Deege, Randy Moore and Danny Reb will be there to sell tools, books, roughouts and wood. You don't need a table to join in the fun. All are welcome to visit and learn more about wood carving. Bring your friends and relatives so they can see for themselves why we enjoy carving. You won't want to miss this great event!

Before the show we will have classes all day on Friday. There are 2 openings in Pat Moore's Facial Expressions class and 1 opening in Danny Reb's Scandinavian Carving class. Call Carolyn Smith to save a place in the class.


Preston and Carolyn Smith, HAWC Show Chairmen,

carolynann@consolidated.net, 281-392-0713

Classes are Friday, September 23, 2011

Hopefully you registered to take one of the classes the day before the show. If so, plan to be there Friday morning, ready to go promptly at 9:00 AM. We will take a short lunch, then continue until 5:00 PM. If you did not order a box lunch, you can bring your own lunch. Soft drinks will be available for \$1.

Danny Reb will teach Scandinavian flat plane carving of a 6" farmer. Wanda Reichert will teach relief carving a Nativity or Noah's ark on a basswood goose egg. Pat Moore will teach how to carve facial expressions on the wood Roughout of your choice.



President's Message



We had a very nice meeting in August; it was very good to see everyone. Thanks to Fred Stratton for the drawing class. From what I have heard he gave out a lot of good information. Also saw several people wearing their new club shirts; they look great, and with all of us wearing them at the show, we should look really cool.

Would like to say Welcome to all the visitors who stopped by: Larry Bielamowicz, Don Moyer, Terry Nikirk, and Bob (sorry, we did not get your last name). We hope to see you again soon.

JoAn is still doing the Christmas ornament project. The club really needs for everyone to do one or more ornaments. It was decided that we will hold off in selling the ornaments till we go to the big show in Tomball in December. We still need ornaments, so keep carving please.

We have someone to do the club table at Kerrville this year. What we need is things to put on the table. The person who will be taking care of the table will be walking around the show and asking for things for the club table. Please give.

The classes and show will be September 23rd and 24th. The classes have all made, and for those taking classes, we will see you there Friday. The show is Saturday the 24th, and from the last I have heard, we have around 30 tables. We need everyone to show up with your club shirts on to make this a really great show. There will be a tool vendor, rough-out vendor and a wood vendor, so if you want or need anything, this is will be a good time and place to stock up. Hope to see everyone there.

REMEMBER, there is no meeting at the Bayland Park this month (September). Our next meeting at Bayland will be October 15th, and it will be in the ANNEX.

Hope to see everyone at the show. Ronnie

Old Carver's Law: "Leave no wood uncarved."

WANTED! Christmas Carvings


We will sell our charity carvings at the Tomball German Christmas Market December 9-11, 2011, at the Tomball Community Center. Your Christmas themed carving donations are needed! The proceeds will benefit our charity fund. There will be a prize drawing for carvers who contribute. Each Christmas ornament or carving gets one ticket. At our Christmas party in December we will draw three tickets and the winners will receive a prize. Preston and Carolyn Smith will collect the carvings and give out the prize tickets. Don't know what to carve? See JoAn Brueggeman for ornament blanks. Any style carving is OK. Ornaments can also be wood burned. In the round carvings are also good – Santa's, snowmen, angels, reindeer, elves. The carvings should have a finish (natural or painted).

In November there will be a sign-up sheet to work the booth. The hours are 6:00 pm-10:00 pm Friday, 10:00 am-10:00 pm Saturday, and 10:00 am-6:00 pm Sunday. The Tomball German Christmas Market website is www.tomballgermanfest.org.

Show and Tell




JoAn Brueggeman repaired this Crucifix for one of the nuns. It took 3 weeks to carve the replacement arm.



Tip Allen showed this mesquite carving he did for a friend.



Carol Roby completed her Norse Viking guy and her Santa from Preston Smith's recent class. Her husband gave her the light bulbs.



Shelley Key showed her Christmas star and a relief carving from Don Gifford's class in April at Kerrville. She used Minwax golden oak to stain it.






Berny Alvarez showed his sweet potato carvings. He also had last year's and some from 2 or 3 years ago. After they shrink, you can dip them in polyurethane and they won't rot.




Kenan Schultz showed his first realistic in the round carving, a buffalo. He usually does relief. Its probably cottonwood, and he used CA glue for the hooves, eyes and nose. After woodburning he applied leather dye.



Butch Wilken showed a snowy owl by Bob Guge. Note the yellows, blues and whites used in painting. Butch did the Tohee and the other owl. Bob Guge and his son, Josh Guge, a fish carver, will both teach classes in Aransas Pass at the February show. Bob Guge teaches at the Guge institute near Chicago.




Charles Glass showed his chip carving of a box he got here for a \$3 donation.





Robert McPike showed his cigar store Indian. He loves carving them.



Antonio Lozano showed his walking stick with a spirit face.



Mike Moeskau painted some of his completed carvings. The flower clock, pansy and rose bud are from Charlie Phillip's class, with a turned bud vase for the bud. He also had a cottonwood bark lighthouse and Christmas ornaments: a dove, Santa, and egg Santa.



Changes to our regular meetings:

In September we will not meet on the third Saturday. Instead, on Sept. 23rd and 24th, we will have our Fall Show and classes at 2025 West 11th St., Houston, Texas.

The October meeting will be at Bayland Community Center on the third Saturday, but we meet in the annex (East of the kitchen), not our usual room.

See us on the Web:

houstonareawoodcarvers.com

Next Meeting is October 15, 2011

The Houston Area Woodcarvers meet from 9am-2pm on the 3rd Saturday of the month at the Bayland Park Community Center, 6400 Bissonnet St., Houston, TX 77074. (exception above)