


July 11, 2011

Volume 3, Issue 7

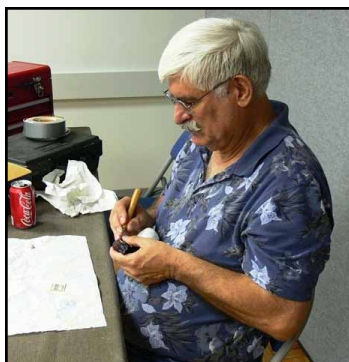
# Newsletter



## Santa/Viking/Hillbilly with Preston Smith




This month's project will be carving a small figure that can be a Santa or a Hillbilly or a Viking, depending on how you carve it. Preston will provide the cutout and show you how to carve it. The cost is \$7 for materials. This is a fun project that you can carve with your regular knife and gouges.



## Bird Carving

For those club members who have signed up for duck carving class, we will continue on the 16th. We will meet in the next room like last time. Thanks to Jim Berry and Buddy Ives for teaching the class.



## Club Shirts

Shelley Key has ordered the club shirts. They are royal blue polo shirts with the club logo on the front. Please pay the treasurer \$17 per shirt this Saturday if you have not already paid. We hope

to have the shirts by meeting time, but should have them by August at the latest. If you missed this order, we will place a second order if we get enough participants.



## President's Message

First and foremost, I would like to Apologize for the class last month. All I can say is there was a communication break down and I dropped the ball. I wish to say that if this caused anyone any undue hardship or inconvenience I am sorry. We will strive to learn from this mistake and never let it happen again. Again, I am sorry and do Apologize.

In June we had a very nice turnout, which lead to a real good auction and sale. By the time you read this you should have received your Show Packets. If you do not receive your packet see Carolyn Smith at the meeting and we will get you a packet. Remember we need everyone to get

a table and support the club.

The club wishes to thank **ROCKLER** for stopping by with their generous gifts to support our Club's auction and sale. If you need woodworking tools or wood they have it, and if you tell them you are a member of HAWC you will get a discount. They keep a record of this and it goes toward helping the club. By the way their basswood is very good.

The club is low on Christmas Ornaments to sell at shows to raise money for Charity, so JoAn Brueggeman and Fred Childers volunteered to head up this project. Beginning next month, stop by the ornaments table and help carve Christmas Ornaments.

How time does fly; by the time you read this we should be around 70 days till the show. We have a lot to do and a short time to do all of it. The next thing you know it will be Showtime. So please, we need volunteers to help pull this together and have a great show. See Carolyn or myself to find out about volunteer opportunities.

One more time, we are still looking for someone to do the Club Table at Kerrville in October.

Hope to see everyone at the next meeting, and keep carving.

Ronnie

## Visitors, New Members and Other News

Welcome to visitors Nicole Caldwell, James DuPuy, Robert McPike and Carol Roby. We are glad you came to the meeting and hope you visit again soon. Welcome to new members Peggy Ostrum, Rex Reitmayor and Bob Veach. We are glad you joined our club and look forward to seeing you on a regular basis.

The club show is fast approaching. We encourage all

members and others who are interested in participating to sign up for your table early. More information will be discussed at the July meeting. Because we must rent a facility this time, it is very important that everyone participate so we can meet expenses.

The auction last month was a big success; we raised \$571. We will have one again at the November meeting.

It's beginning to look a lot like Christmas! We need Christmas ornaments and other decorative carvings to sell for annual charity fundraising. Please start carving them now. You can pick up roughouts to carve from JoAn and Fred. Bring in your carvings as soon as you finish them. If you need help completing the painting, let us know. The proceeds will go to charity.


# Show and Tell



Dave Kissinger carved this Eagle in a 3 day class at Kerrville with Toby Craft. He used a Dremel to power carve it. Toby Craft is not into fancy painting.



Antonio Lozano carved this acanthus leaf design for a mantel clock. He learned how to carve the acanthus leaf many years ago and can help anyone who wants to carve one.



Elmo McCoy carved this white robed lady from basswood. It is painted with acrylic and has a walnut base. He based it on a friend's clay sculpture chess piece titled "Queen Moth."







Bob Veach showed his carving of the Aggie Woodcarver, who is hiding his cut thumb behind his back. He used his own design on a rough-out. He also showed his heart bowl carving. His reclining self portrait, above right, has been painted now.



Lorraine Lewis showed her woodburning she did while watching swamp people. The wood is mahogany and the pattern is by Lora Irish.




JoAn Brueggeman showed her chip carving of a name on a desk plate she designed. Magnets hold the board on the display. JoAn is always willing to give assistance to others with their chip carving.







Preston Smith showed his Santa or Hillbilly or Viking carving that will be the July project. It will be a cutout to carve into any of the three designs.



Fred Stratton carved this fish. He put a curve in the fish so it wouldn't look like a torpedo. He purchased eyes to use on the fish. For the finish he used water based wood stains in layers like watercolors. He then put a coat of acrylic gloss finish over it.



Charles Glass (Hey U) showed his carving from found wood. It has many things in it: a fireman's hat, profiles of people, chip carving, animal head or whatever you see. He used dark and tan shoe polish with baby oil for the finish.







### **Bring Ornaments & Shirt Payment:**

Please bring your carved Christmas ornaments to sell for annual charity fundraising. Then pick up roughouts so you can carve more. Also, please bring your checkbook if you have not yet paid for the club shirt you ordered.

**See us on the Web:**  
[houstonareawoodcarvers.com](http://houstonareawoodcarvers.com)

**Next Meeting is July 16, 2011**

The Houston Area Woodcarvers meet from 9am-2pm on the 3rd Saturday of the month at the Bayland Park Community Center, 6400 Bissonnet St., Houston, TX 77074.