

HOUSTON AREA WOODCARVERS

August 15, 2011

NEWSLETTER


Volume 3, Issue 8

August Class: Drawing

Fred Stratton will teach a class on drawing at the August meeting. The class will include tips on drawing as it relates to woodcarving. If you have struggled with your drawing skills, you may want to take this class with Fred. Bring a soft pencil, an eraser and drawing paper if you have them. Otherwise, bring yourself. The class is free.

Duck Carving

The duck carving class will continue on the 20th. We meet in the next room. All class members are encouraged to continue working on their birds.



40th Annual HAWC Fall Show Update

It's almost time for the 40th Fall Show and Competition! **Have you signed up for a display table and to take a class?** It's not too late. We will be in Resurrection Metropolitan Community Church's air-conditioned activities building – it has LOTS of room and good lighting. Your display table will automatically be entered into the Best Display Table contest. The Best Display Table will be chosen by a vote of people coming to the show. You don't have to have a lot of carvings to show off your projects. Unfinished projects are great conversation starters and help people understand how to carve.

The Whittling Contest will be Saturday afternoon, 1:00 pm – 2:00 pm. Leroy and Pete will have something fun for the contest. I know ya'll will want to be in the contest. There are still openings in all three classes on Friday. We're lucky to have national instructors Danny Reb, Wanda Reichert and Pat Moore. Danny will entertain you as he teaches Scandinavian flat plane carving. Wanda will help us improve our skills carving a nativity or Noah's ark on a goose egg. Pat Moore will teach how to carve facial features – those pesky eyes, mouths..... There will be door prizes and raffle items. (We need some donations.) Lunch can be pre-ordered so you won't have to leave. Thank you Helen Havemann and Shelley Key for being the lunch committee.

We're ready to take your registrations at the club meeting on August 20. Save a stamp and give us your information at the meeting. You won't want to miss this great event!

Preston and Carolyn Smith, HAWC Show Chairmen, carolynann@consolidated.net, 281-392-0713

President's Message



Well if there was any question as to it being Summer, from the heat we are in it must be SUMMER. We had a very nice meeting in July, and it was very good to see everyone. Thanks to Preston Smith for the little guy class; also thanks to Judy Guy for the cake, to Jeff Teter for his excellent photos, and a very BIG THANKS to Shelley Key for all the work on the club shirts. They look great, and at the show with all of us wearing them, we should look really goooood.

Would like to say WELCOME to all the visitors who stopped by: Betty Giese, Woody Hiebert, Ruth Smith and Mike Crosson. We hope to see you again soon.

JoAn Brueggeman has started the Christmas ornament project. The club really needs for everyone to do one or more ornaments for the club table in September and for the Tomball German Christmas Market in December. This also brings up an old subject that the club needs to make decision on. We need someone to do the club table at Kerrville this year.

Now for the last subject, the show. As I write this, the last I have heard, we only have 12 people signed up for classes, and we have only sold about 12 tables. This is your show and it helps support the club. Taking the class here will cost you less than going to Kerrville. There is no excuse (other than health reasons) not to get a table at the show. *This is our 40th Show; let's make it something special.* THE CLUB NEEDS YOUR SUPPORT.

I end with words of wisdom from Don K. Mertz, member of the Caricature Carver's of America:

"Would be carvers would be carvers if they would carve wood."

"The more one carves the better one carves."

For more wisdom and carving tips, see his website at <http://woodbeecarver.com/>.

WANTED! Christmas Carvings

We will have a booth at the Tomball German Christmas Market December 9-11, 2011 at the Tomball Community Center to sell our charity carvings. Your Christmas themed carving donations are needed! The proceeds will benefit our charity fund. (We've been donating to Texas Children's Hospital and the Veterans' Hospital). There will be a prize drawing for carvers who contribute. For each Christmas ornament or carving, you will get one ticket. At our Christmas party in December we will draw three tickets and the winners will receive a prize. Preston and Carolyn Smith will collect the carvings and give out the prize tickets. Don't know what to carve? See JoAn Brueggeman for ornament blanks. Any style carving is OK. Ornaments can also be wood burned. In the round carvings are also good - Santa's, snowmen, angels, reindeer, elves. The carvings should have a finish (natural or painted).

In November there will be a sign-up sheet to work the booth. The hours are 6:00 pm-10:00 pm Friday, 10:00 am-10:00 pm Saturday, and 10:00 am-6:00 pm Sunday. The Tomball German Christmas Market website is www.tomballgermanfest.org.


Show and Tell




Carolyn Smith did this relief carving in a John Engler class Spring of 2010. She painted it on her own. She recommends doing a bridge for first time relief carvers. The cardinal is from the Stedman's relief class at Aransas Pass.



Lance Rath brought the antique white pine working decoy (left) from the St. Lawrence River in New York. The "L.L.Bean style" cork decoy was carved from a net buoy by a guy in Brunswick, Maine. The unpainted one is a teal slick, in half decorative and half working style.



Robert Clum used a picture from a magazine to do this Lonesome Dove relief carving of Gus (Robert Duvall) and Woodrow (Tommy Lee Jones). He used a natural stain for light areas and a darker walnut stain for the darker areas.





Woody Hiebert carved this Santa in Adair & Patty Rucker's class in Kerrville. It's a wonderful class.




Betty Giese carved these Christmas ornaments. You paint the blank, then chip carve it.

JoAn Brueggeman chip carved the coffee spoon. John Curcio gave her the blank for her Stetson style Santa. She did these pocket dolls with Janet Denton Cordell in Arkansas. It took about 3 hours to do both dolls.





Fred Carter did this Canvasback here in the duck class. He used a glass red eye. It is painted with acrylics.



Charles Glass carved this girl with the hair over her eye in oak. He got the idea from a girl he saw at the grocery store. It has a tan shoe polish and baby oil finish.



Mike Crosson carved this sign in oak. He learned how to carve oak in England. Mike wants to get into sign carving and heirloom quality furniture.

Notes and Reminders

There are still a few of you who have not picked up your club shirts. We will have them at the next meeting.

This Saturday you can still sign up for classes and a table for our September show.

In September, we will not meet on the third Saturday. Instead, on the fourth Saturday, September 24th, we will have our Fall Show. On Friday, September 23, 2011, we will have classes prior to the show. This will take place at Resurrection Metropolitan Community Church, 2025 West 11th Street, Houston Texas.

The October meeting will be at Bayland Community Center on the third Saturday. However, we will not meet in our usual place. We will be in the annex (where voting takes place on election days).

See us on the Web:
houstonareawoodcarvers.com

Next Meeting is August 20, 2011

The Houston Area Woodcarvers meet from 9am-2pm on the 3rd Saturday of the month at the Bayland Park Community Center, 6400 Bissonnet St., Houston, TX 77074.